





Rear axel kit Volvo 7-940



Use mounting kit A




**Weld the plate on the rear axel
with 4 x 1cm long weld**



Use mounting kit B






Use mounting kit C



Drill 5 pieces of 12 mm hole through the floor



Reinforce the back of the beam as much as you think it is needed. Use supplied reinforceplate on the inside of the car



Install the upper strut in the top slot with the specialbolt

The upper strut has two different bushings. 14 mm on the rear axle and 12 mm towards the front upper strut

